



DREXEL UNIVERSITY
Dornsife
School of Public Health

Tackling Poverty and Inequality: Priorities for Africa

Alex Ezeh

Drexel University

March 29, 2019



Two Points on Tackling Poverty in SSA

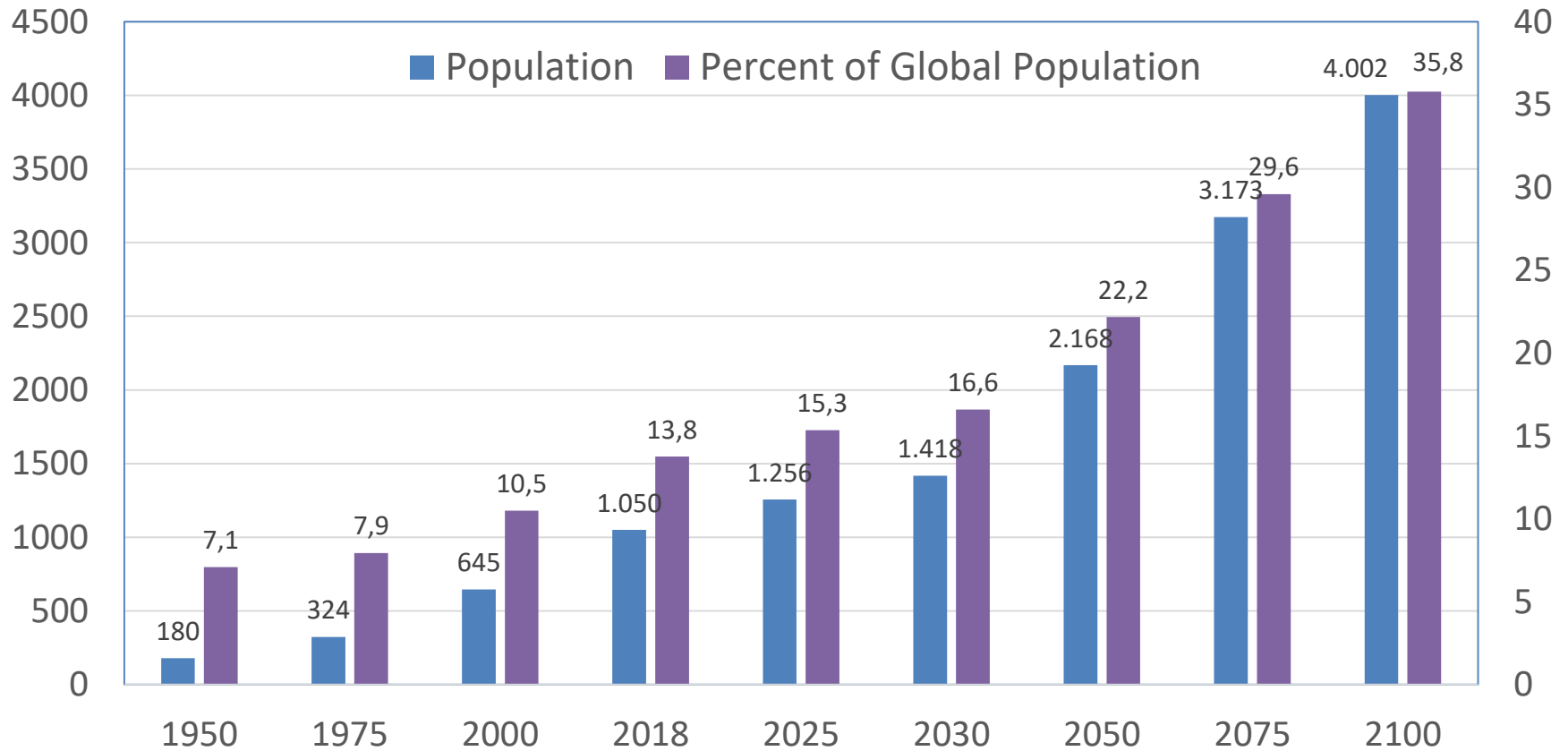
- Address the population question in SSA
- Rethink global development



SSA's Population and Share of Global Pop.: 1950 - 2100

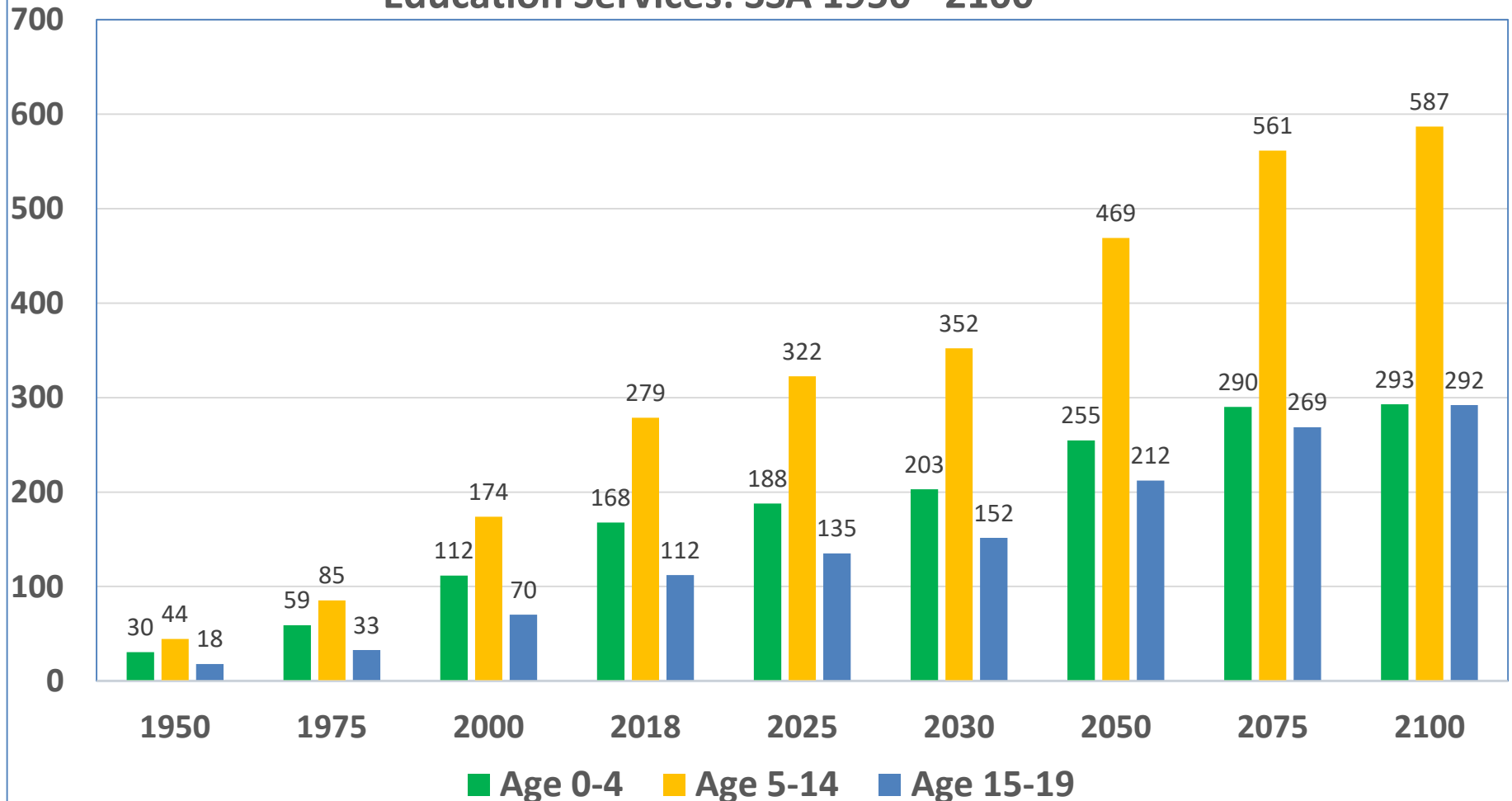
Population (Mns)

Share of Global Pop (%)





Population in Need of Child Health, Primary & Secondary Education Services: SSA 1950 - 2100





- To meet the needs of 2 billion people in 2050, SSA will have to:
 - Double the number of schools & teachers
 - Health centers and healthcare workers
 - Housing, roads, and other infrastructure
 - Just to maintain the current levels of inadequate service coverage
 - » Is technology the answer?
 - » Will the world really embrace Africa as its workforce?



Population growth influences on Climate change, Agriculture, and food security

Rapid population growth likely to exacerbate existing challenges related to climate change and food security

SSA is particularly vulnerable to climate variability and change because of its reliance on rainfed agriculture and multiple climate-induced stresses and low adaptive capacity (Kotir 2011, Pereira 2017)

Agriculture

- SSA reliant on smallholder agriculture and food imports
- 60-80% of the rural population is involved in agricultural production
- Climate change and stresses are leading to shrinking and shifting of areas suitable for agricultural production

Food Security

- Without adequate adaptation strategies and investments, food insecurity in SSA likely to increase, particularly among already food-insecure regions

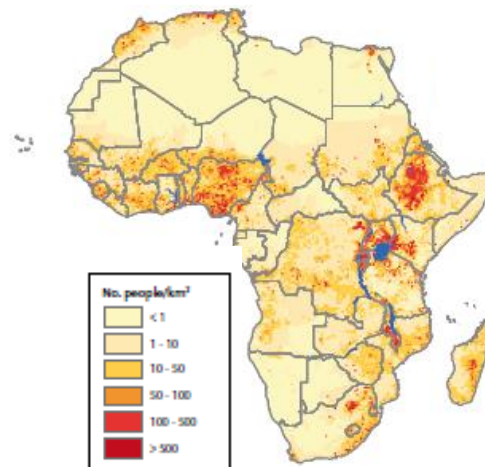
Population dynamics & consumption patterns

- Many areas most vulnerable to more unstable agricultural production from climate change support or supply major population centers
- SSA demand for food expected to increase by 50% between 2012-2050

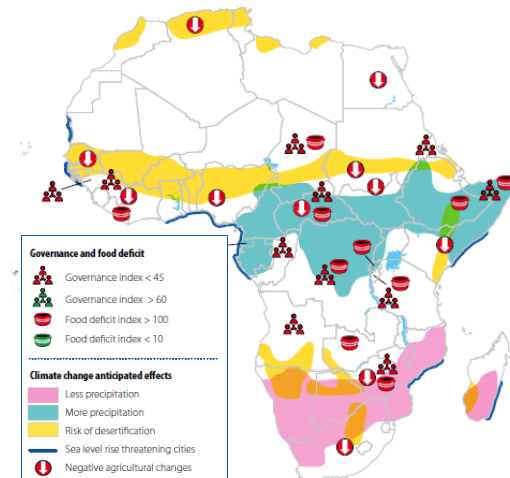
Climate Change

- SSA already exhibiting climate changes, including changes in rainfall patterns and increased frequency of weather extremes

Population Density, 2010



Anticipated geography of migration drivers



Source: FAO 2017



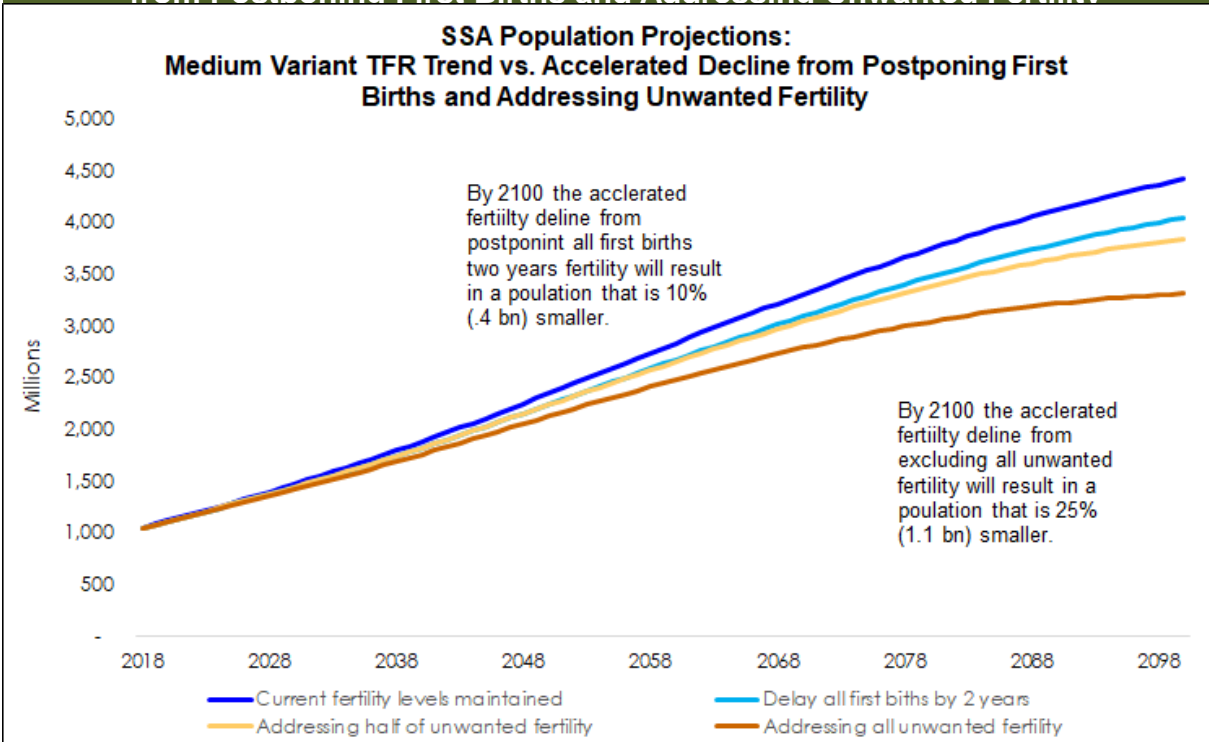
Policy and Programmatic Action Needed to Reduced Rapid Population Growth in SSA

- Family Planning Programs – a low-hanging fruit and WHO Best Buy
 - Access to Contraceptives
 - IEC programs to promote small family size norms
 - Comprehensive Sexuality Education
- Address Early Marriage
- Improve female access to formal education, especially at secondary level and above



SSA projections to 2100 by fertility scenarios

SSA Population Projections: Medium Variant TFR Trend vs. Accelerated Decline from Postponing First Births and Addressing Unwanted Fertility



- There are major opportunities to influence the rate and absolute growth through changes in fertility levels
- Small fertility changes have substantial impacts on future growth
- Using the UN medium TFR variant and assuming **no additional changes** (e.g., no changes in declines in desired fertility, greater FP demand, increases in female education, etc.):
 - Addressing only unwanted fertility results in a population projection that is **25% smaller in 2100**
 - Delaying all first births by two years only (with no changes in TFR) results in a population **that is 10% smaller**

Source: Track20



But...

Is that really the solution to tackling poverty in SSA?



What we have heard about Africa at this meeting

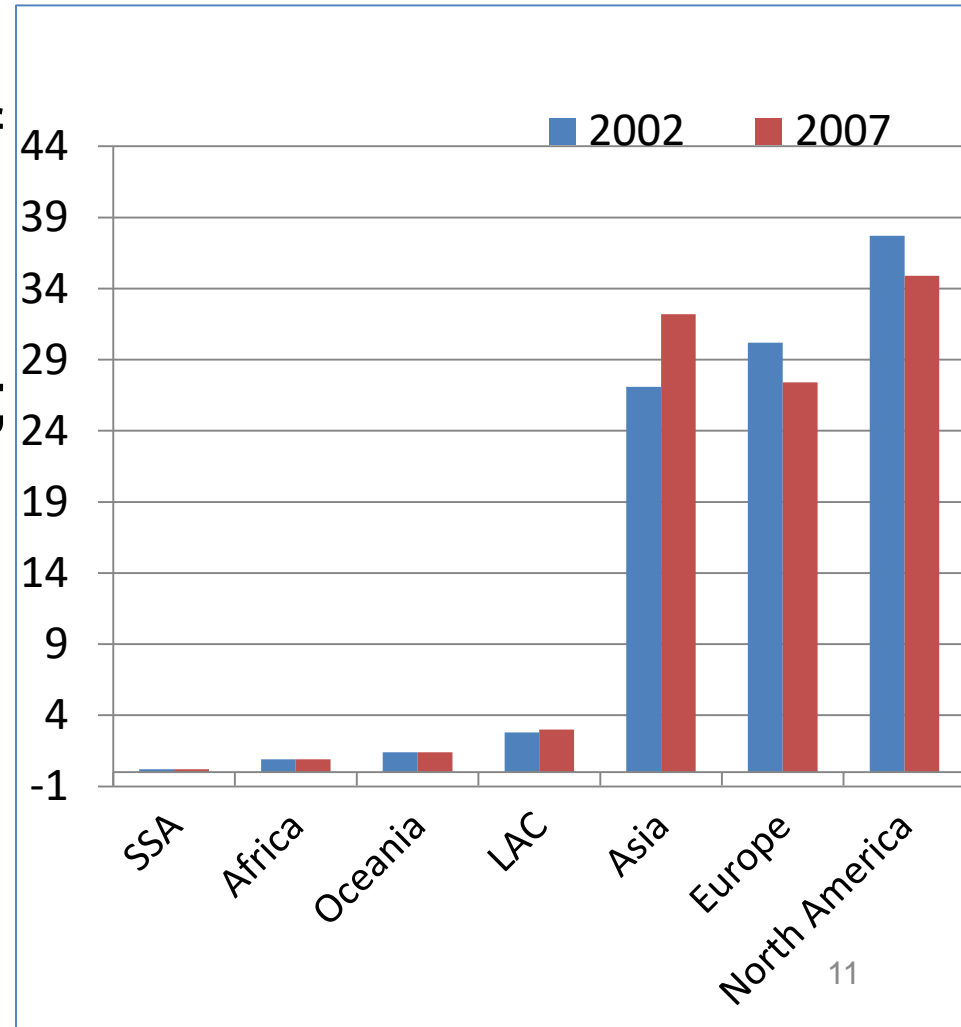
- Most regions have reduced poverty; except SSA
- Nigeria has overtaken India in number of poor people
- Nigeria and DRC will continue to lead in # of poor people
- Environmental factors will worsen Africa's ability to achieve poverty reduction
- Africa's growing youth population is a boom for Africa
- Population growth in Africa will worsen current challenges
- Etc.



Deafening Silence of African Voices...

- SSA contributes <1% of scientific articles;
- SSA contributes <0.1% of Patents by residents;
- Expenditure on R&D as % of GDP: 0.57% in SSA;
- No. of researchers per million population: 39 in Nigeria, Ghana; 227 in Kenya; 5928 in S. Korea, 6438 in Singapore, 6602 in Israel

Share of Global R&D Expenditure, 2002-2007





History of Key Development Actors... 1

- Bretton Woods Institutions: WB & IMF
 - Setup in 1944 to “**help rebuild the shattered postwar economy** and to promote international economic cooperation”
- United Nations – 1945
- Bilateral Development Agencies
 - USAID – 1961 – but dates to **The Marshall Plan** - \$27B
 - DfID – 1997 - \$19B

*It is one of the proudest achievements of the Government that we have not merely introduced the International Development Bill, but have increased aid and development money ... Indeed, it is not merely right, but **is in our long-term interest to offer a helping hand out of poverty to the poorest regions of the world.***

-- Tony Blair, House of Commons, 7 March 2001



History of Key Development Actors... 2

- Large INGOS
 - MSF – 1971, \$1.9B; **Biafran war** (assistance to populations in distress, to victims of natural or man-made disasters and to victims of armed conflict); Also Concern Worldwide
 - World Vision – 1950, \$1.5B (2.6 in 2007); Christian humanitarian aid ... advocacy ... to meet the **emergency needs of missionaries during Korean war**.
 - Oxfam – 1942, \$1.3B, Oxford Committee for **Famine Relief** by Quakers, activists, and Oxford academics
 - Save the Children – 1919, \$1.2B, to aid and **feed children facing starvation** in war-ravaged central Europe after WW I.
 - Plan international – 1937, \$1.1B, to assist children affected by the **Spanish Civil War**
 - CARE – 1945, \$0.8B, “Cooperative for American Remittance to Europe” in response to millions in need of food and relief supplies at the end of **World War II**. In 1993, changed the meaning of its acronym to “Cooperative for Assistance and **Relief Everywhere**”.



Promoting Success

- Current development paradigm is primed to undermine success
 - Concessionary loans
 - Bilateral support
 - Global funding mechanisms



Role of Research in National Development

- No country has ever developed on the back of international technical assistance capacities
 - Local capabilities are central to socio-economic development
 - Growth in funding for R&D ranged from 10% in India to 23% in South Korea between 1975 and 1995
- Low investments in R&D creates weak environment for innovation, stifles human capacity development, and makes it harder to break the cycle of poverty



How should we Tackle Poverty (and Inequality) in Sub-Saharan Africa?

- Dismantle current global arrangements for development or refocus them on humanitarian assistance
- Invest directly in African institutions and knowledge systems to chart the way for Africa's development path
- Inequality is a concern where poverty constraints individual opportunities & potential